

**Montenegro Institutional Development and Agricultural Strengthening Project
(MIDAS)**

Workshop: Direct payments and IACS pilot project

DP- IACS pilot project concept

Zdravko Tušek, Senior Expert for DP and IACS

14.04.2016, PODGORICA

CONTENT

- **Concept - IACS pilot project**
 - Preparation of data
 - Single application form
 - Submission of aid application
 - Administrative and OTS control
 - Calculation and authorization of payment
- **Direct payment - IACS pilot project**
 - Simulation of implementation

Introduction

- **On the day of accession to the EU**, the Paying Agency has **to be ready to implement measures financed from the EAGF and the EAFRD** in full compliance with the EU rules and regulations.
- **Paying Agency will be also responsible for establishment and implementation of the Integrated Administration and Control System (IACS)**, which shall be used as a support tool for direct payments and area-related rural development measures.
- In order **to speed up the process establishment of direct payment system and IACS in Montenegro**
 - design of DP-IACS pilot project
 - familiarize MARD and PA staff with DP and IACS practical implementation
 - test general principles and procedures

Objectives

- **To demonstrate** to both the farmers and the national administration the **principles and practical consequences of implementation** of CAP direct payments and area-related measures of the RD
- **To allow** MARD, Paying agency, Extension Service in Plant Production and Livestock Selection Service **practically experience the process** of administration and control of EU direct payments
- **To learn** more about the process and to develop on the basis of obtained results a set of practical recommendations for nation-wide IACS implementation

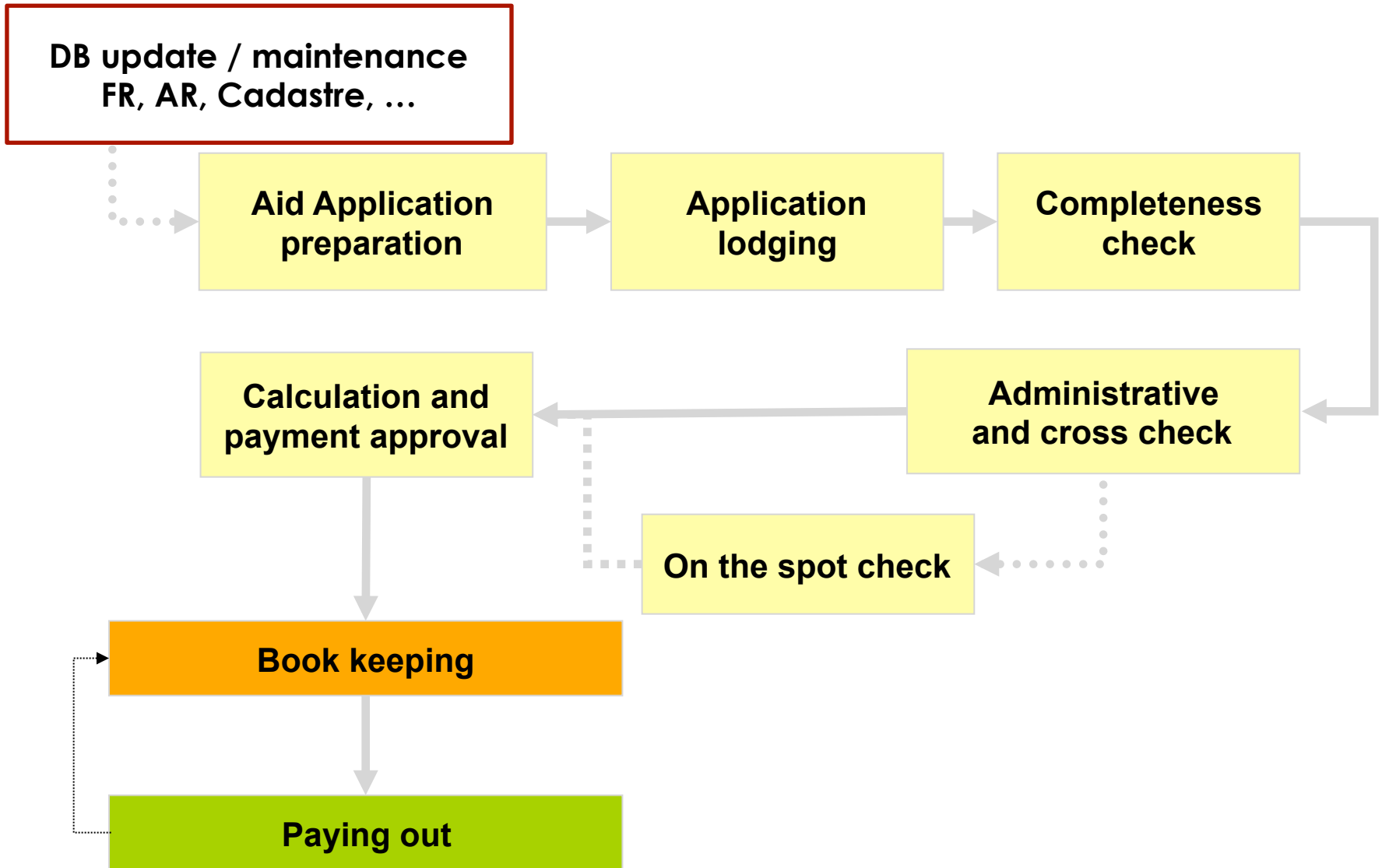
Activities

- Definition of simple IACS processes
- Integration of farm register, area database, animal register, aid application, administrative and on-the-spot control, calculation and authorization
- Preparation of single aid application template and administrative procedures
- Training of direct payment PA task force
- Training for farmers
- Simulation of process (preparation of claims, administrative control, on the spot control, cross checks, calculations)

Tasks

- **Preparation of the methodology**
 - Definition of model payment schemes
 - Design of pre-established aid application form and control report, including corresponding graphic material (maps and/or list of parcels)
- **Development of the software application concept**
- **Training**
 - Training of involved staff from MARD and Extension Service in Plant Production and Livestock Selection Service
 - Simulation of information meetings with farmers and distribution of pre-established aid applications
- **Submission of aid application/ Consultations with farmers**
 - Preparation and printing of pre-established aid applications for farmers
 - Filling in pre-established aid applications
 - Simulation of data entering aid applications to the software (in case of possibility), administrative control, calculation of aid, submission of final aid applications
- **On-the-spot-control**
 - Selection of farmers for on-the-spot checks
 - Preparation of pre-established control reports and graphic material
 - On-the-spot checks
 - Completion of control reports by the inspectors
- **Processing of data and evaluation**

Direct Payments Workflow - process



Pre-printed application form



- **Pre-printed application form was designed to be prepared and available for farmers**
- **All model payments are declared using single application form**
- Content of pre-printed application form
 - Page 1: Claimant identification and the statement by the farmer
 - Page 2: List of declared parcels
 - Page 3: Declaration of animals

Pre-printed application form (2)



■ Pre-printed declaration of land

- All farmer parcels/ blocks identified/listed on farm should pre-printed
- All possible payments should be indicated by tick boxes (according to the conditions of payments and the content of parcels data)
- Reference parcels can be pre-printed, farmers can be allowed to fill in lower values in case of need
- Blank rows can be added for indication of potential new parcels

■ Pre-printed declaration of animals

- Number of animals per defined category of cattle, sheep and goat registered in Animal register was pre-printed
- Farmers were asked to declare the number of animals per category (less or equal to pre-printed values)

Single Aid application form

■ Submission

- Ministry / Paying agency

■ Administrative control

- Ministry / Paying agency / Extension services
- Completeness
- On time
- Automatic consultation through the databases
(updated!)




ON-THE-SPOT CONTROLS (OTSC)

- Selection of the farm holdings
- Classical on-the-spot controls
 - **For the parcels declared for area-related measures:**
 - Assess whether the land use fits the declared one
 - Measure the area of the parcel using GPS
 - Assess whether the parcel is in production or not
 - **Animals**
 - Assess whether animals are present on the farm



Calculation and authorization of payment



■ Calculation matrix


- Algorithm for calculation
- Amount per measure
- Total amount

■ Software

- Concept / Modules
 - Farmer identification (FR)
 - Area – Cadaster
 - Animals – AR
 - OTSC – collecting data from the field (area and animals)
 - Calculation

Single aid application form

- Simulation



- Templates
- Simulation on real data (farmers)
- Discussion
- Conclusions